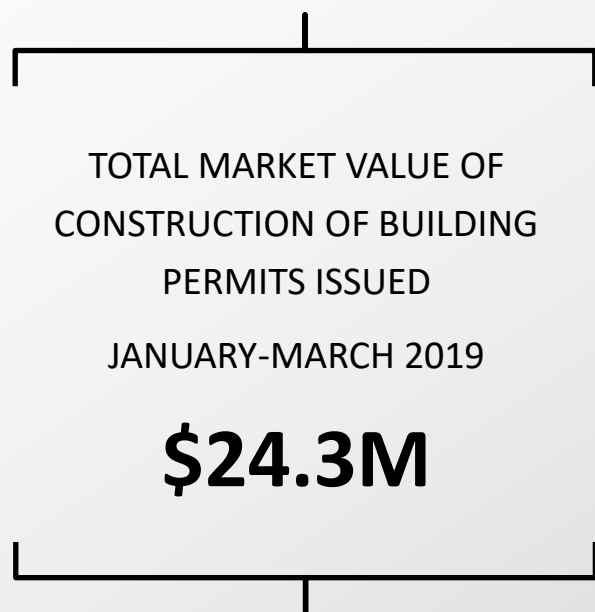


DEVELOPMENT ACTIVITY DASHBOARD

2019 PERFORMANCE



DEVELOPMENT SERVICES NEWS—APRIL 2019

MIKE HAYNES, AICP, DIRECTOR

The total market value of construction of building permits issued in 2018 was \$223.6 million which fell short of the level of development activity seen in 2016 and 2017.

A total of 8,354 permits were issued by Development Services in 2018 which also represented a small decrease from the 8,478 total permits issued in 2017.

See charts bottom left and right respectively.

Development in 2019

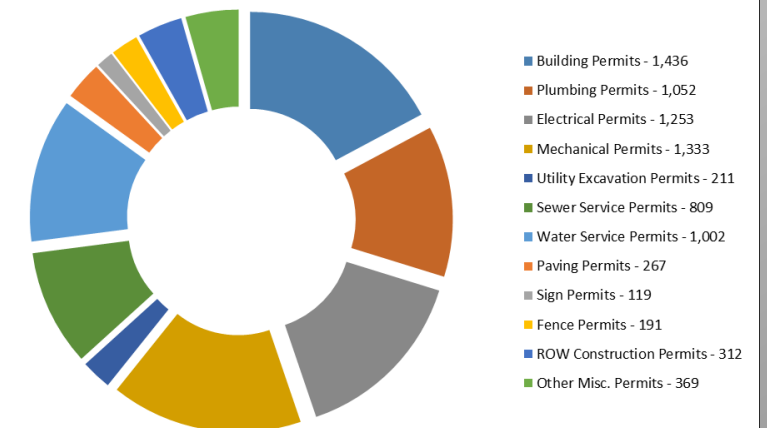
In the first three months of 2019 Development Services staff issued 205 building permits for projects with a total market value of construction of \$24.3 million. See chart below.

In that three month period building permits were issued for a total of 130 residential units comprising 39 single family homes, 4 duplex units and 87 multifamily units. The 87 multifamily units are in 4 buildings at the Porter Apartments under construction on Expressway just west of Wheeler Drive. See chart below.

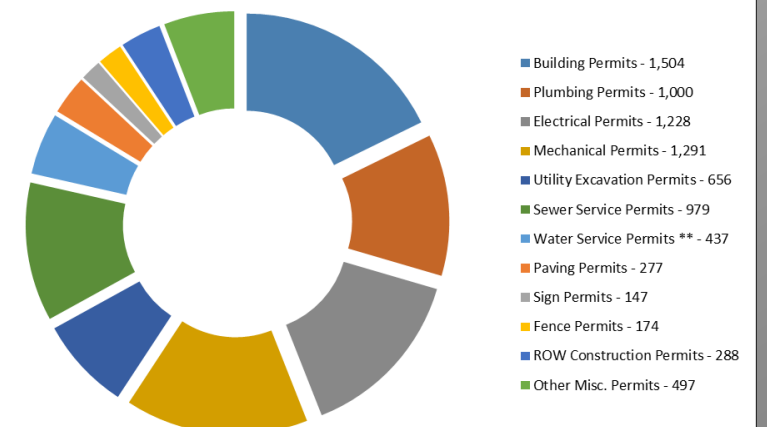
The Development Activity Dashboard provides a summary overview of some key performance indicators for development activity in the City of Missoula.

TOTAL PERMITS ISSUED

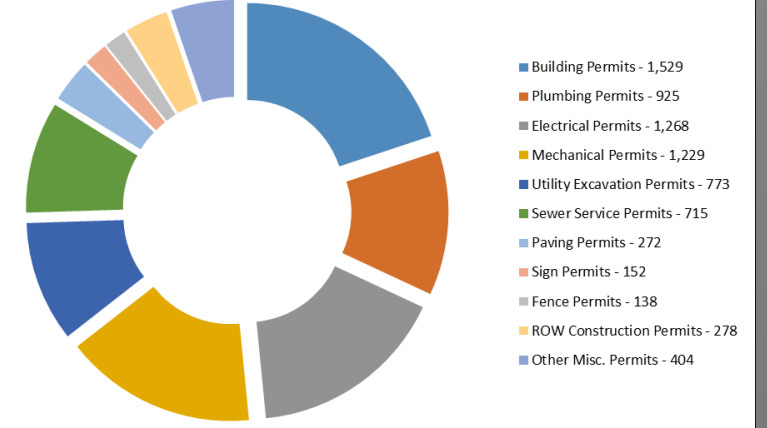
8,354 Total Permits Issued in 2018



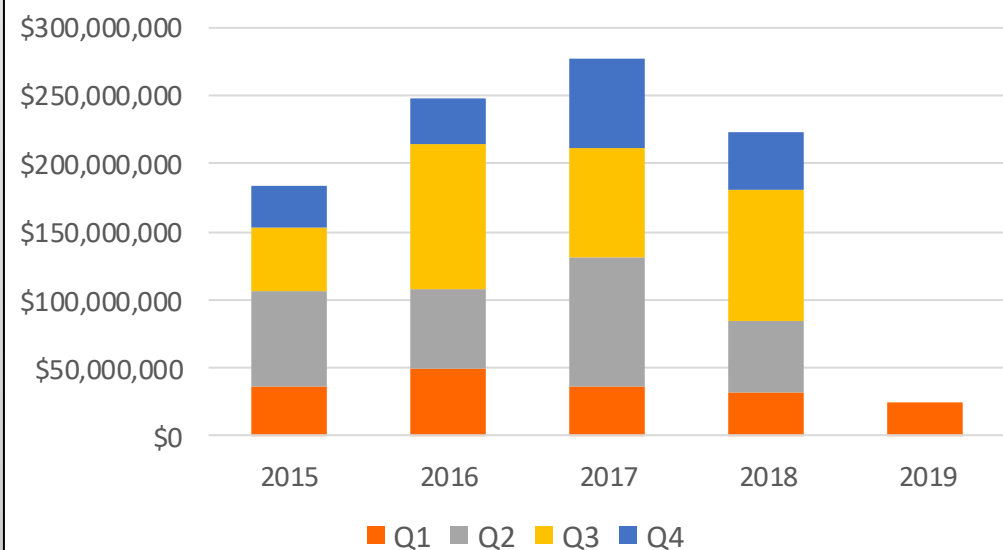
8,478 Total Permits Issued in 2017



7,683 Total Permits Issued in 2016



Market Value of Construction (By Quarter)



Total Residential DU Permitted

